

Logistics Databank Analytics Report- November 2018



Western Corridor

- Continued improvement in Rail bound Dwell time performance across JNPT & APSEZ Port terminals
- Overall Port Dwell time performance for Import cycle has improved by 12% as compared to previous month (33.4 hrs->29.3 hrs in Nov'18)
- Overall Port Dwell time performance for Truck bound containers for Import cycle has improved by 12% as compared to previous month (30.6 hrs->27.0 hrs in Nov'18)

JNPT Port Terminals

- Port Dwell time performance for Import cycle has improved by 21% as compared to pervious month. (34.5 hrs-> 27.6 hrs in Nov'18)
- Truck Bound container handling performance for Import cycle has improved by 22% as compared to pervious month. (32.8 hrs ->25.4 hrs in Nov'18)

Gujarat Port Terminals (Adani Ports Special Economic Zone)

- Truck bound container handling performance has decreased by 10% as compared to previous month (57.5 hrs->63.0 hrs in Nov'18)

IMPORT

Port Dwell Time

Mode	Oct'18 (in hrs)	Nov'18 (in hrs)
Overall	33.4	29.3
Truck	30.6	27.0
Train	55.9	52.0

EXPORT

Mode	Oct'18 (in hrs)	Nov'18 (in hrs)
Overall	77.3	82.5
Truck	74.9	80.5
Train	93.7	95.3

Container Freight Stations(CFS)/Inland Container depots(ICD) - Dwell Time





Inland
Container
Depot (ICD)



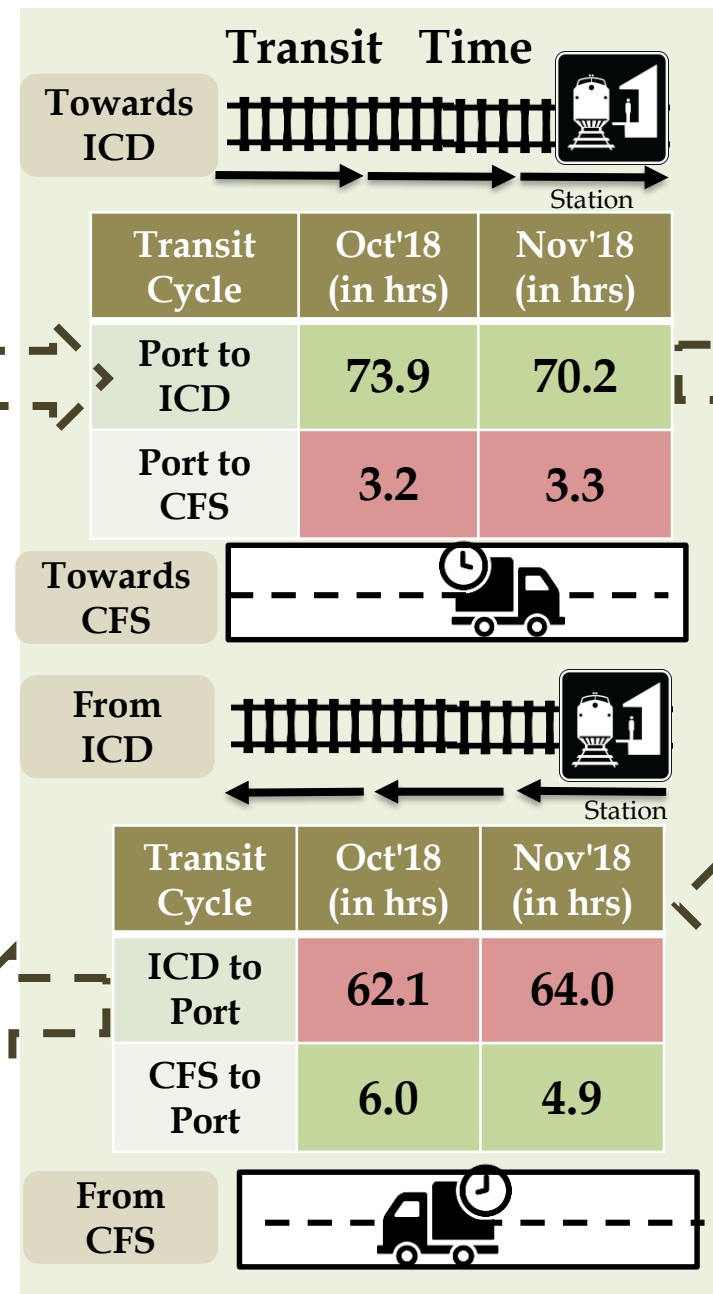
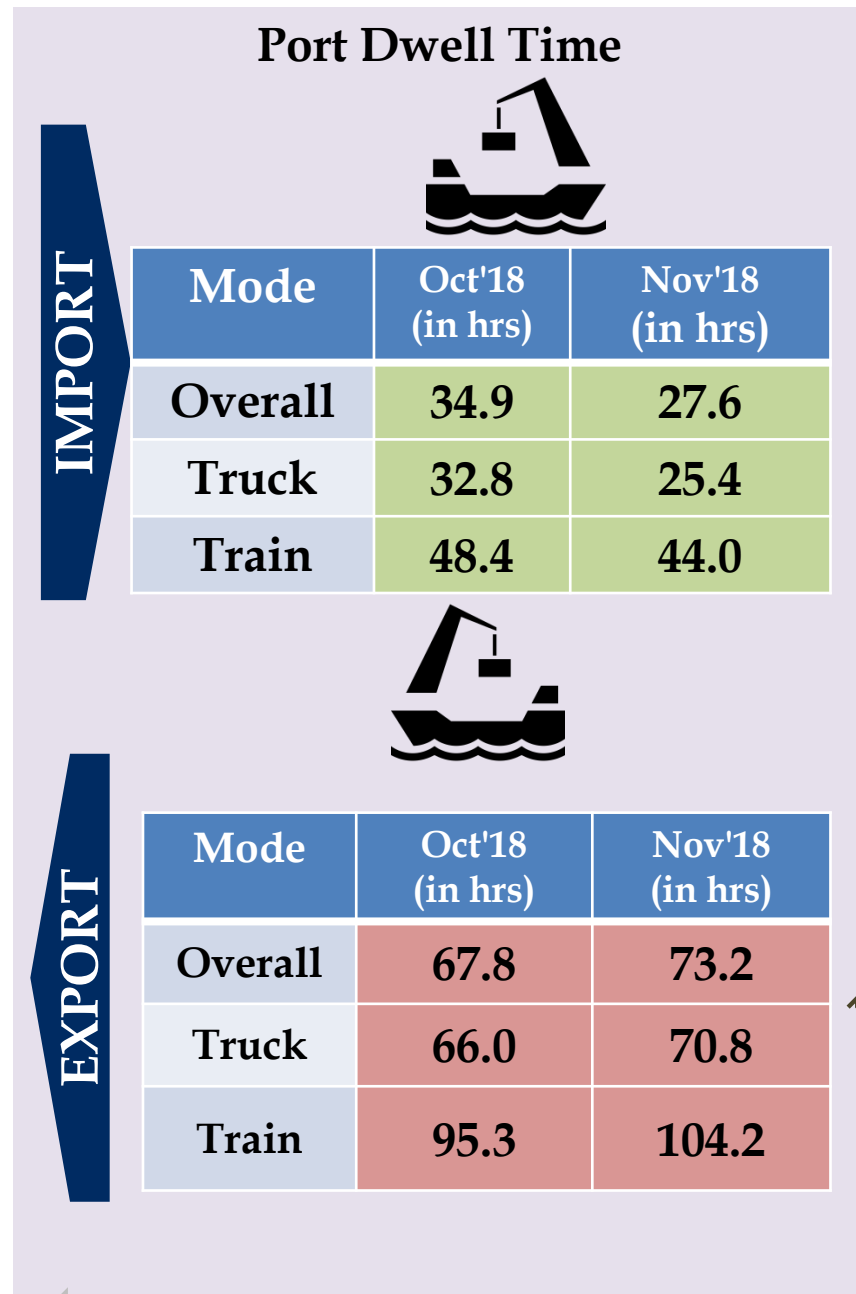
Container
Freight
Stations

Entity	Oct'18 (in hrs)	Nov'18 (in hrs)
CFS	87.9	89.0
ICD	143.3	149.6

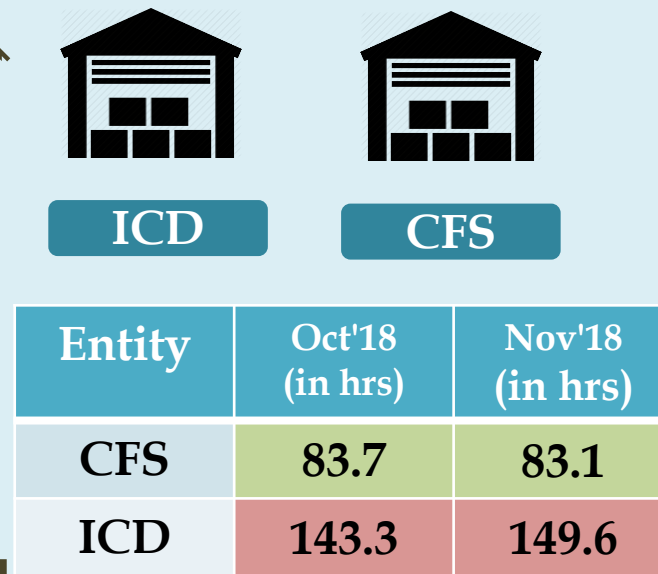
-  The marked entries showcase increase in performance in comparison to previous month
-  The marked entries showcase decrease in performance in comparison to previous month

Container Transportation- JNPT Port Terminals

Container Lifecycle (Import Cycle)



Container Freight Station (CFS) / Inland Container Depot (ICD) - Dwell Time



The marked entries showcase the increase in performance as compared to previous month

The marked entries showcase the decrease in performance as compared to previous month

Container Lifecycle (Export Cycle)

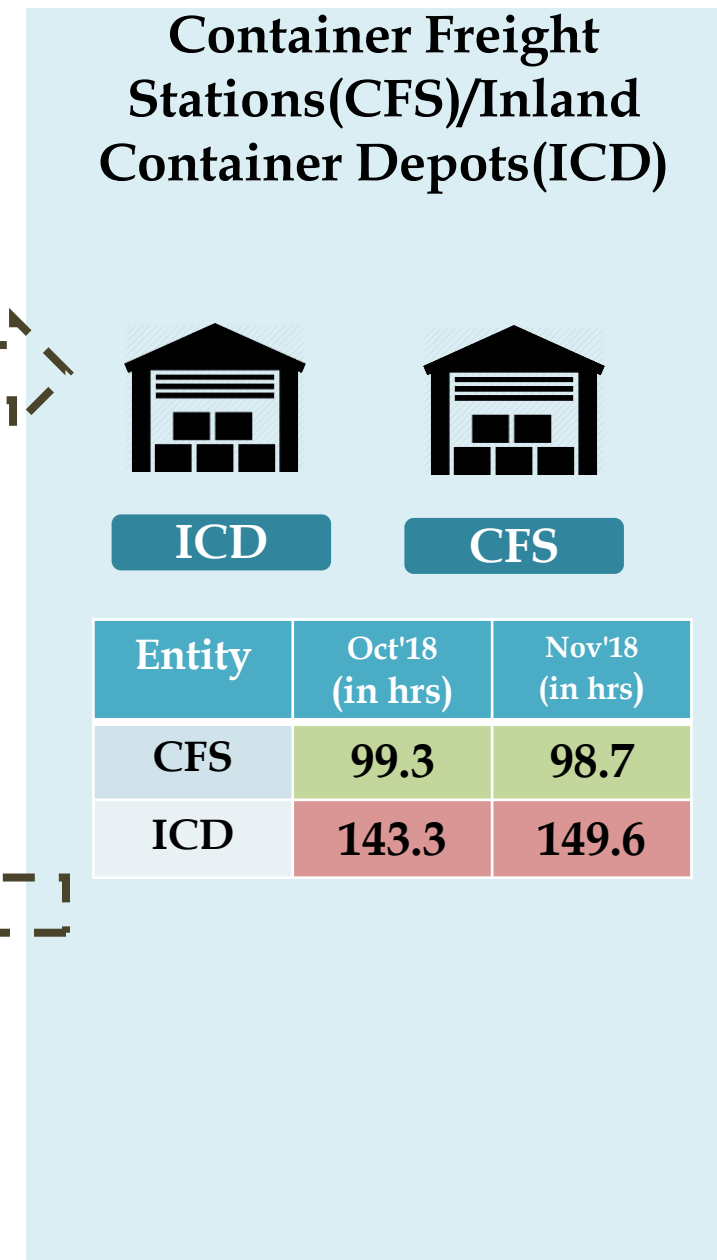
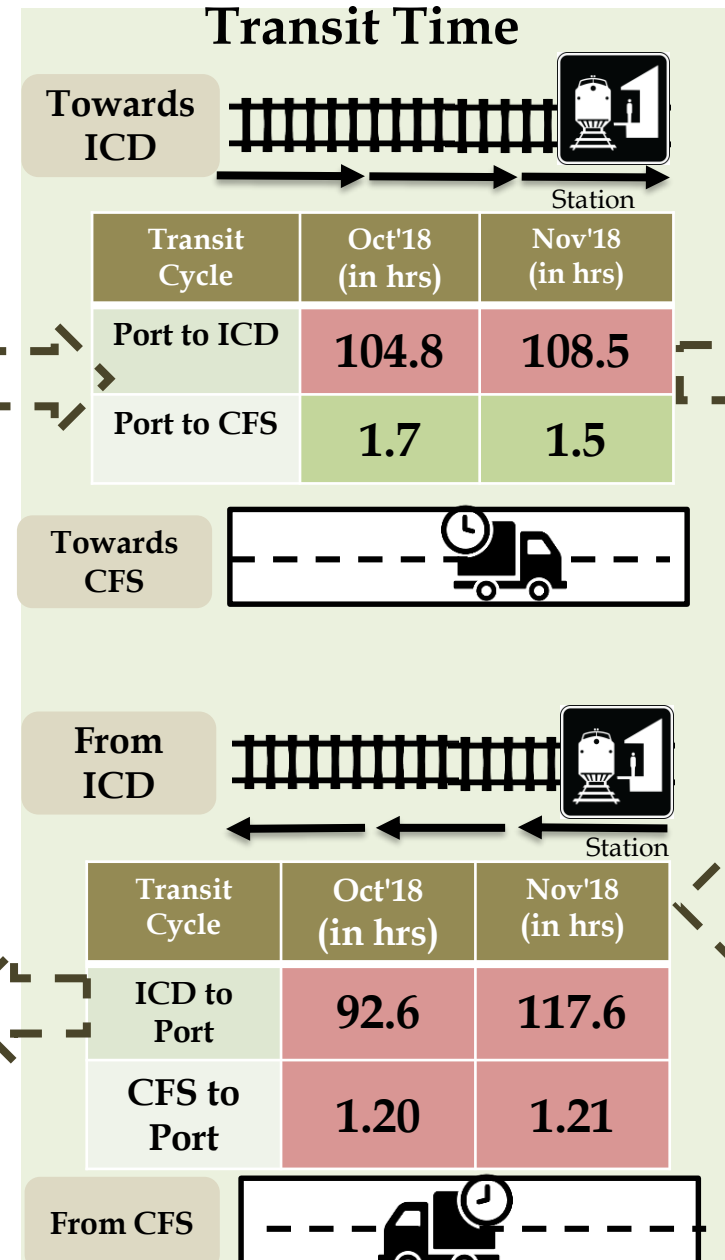
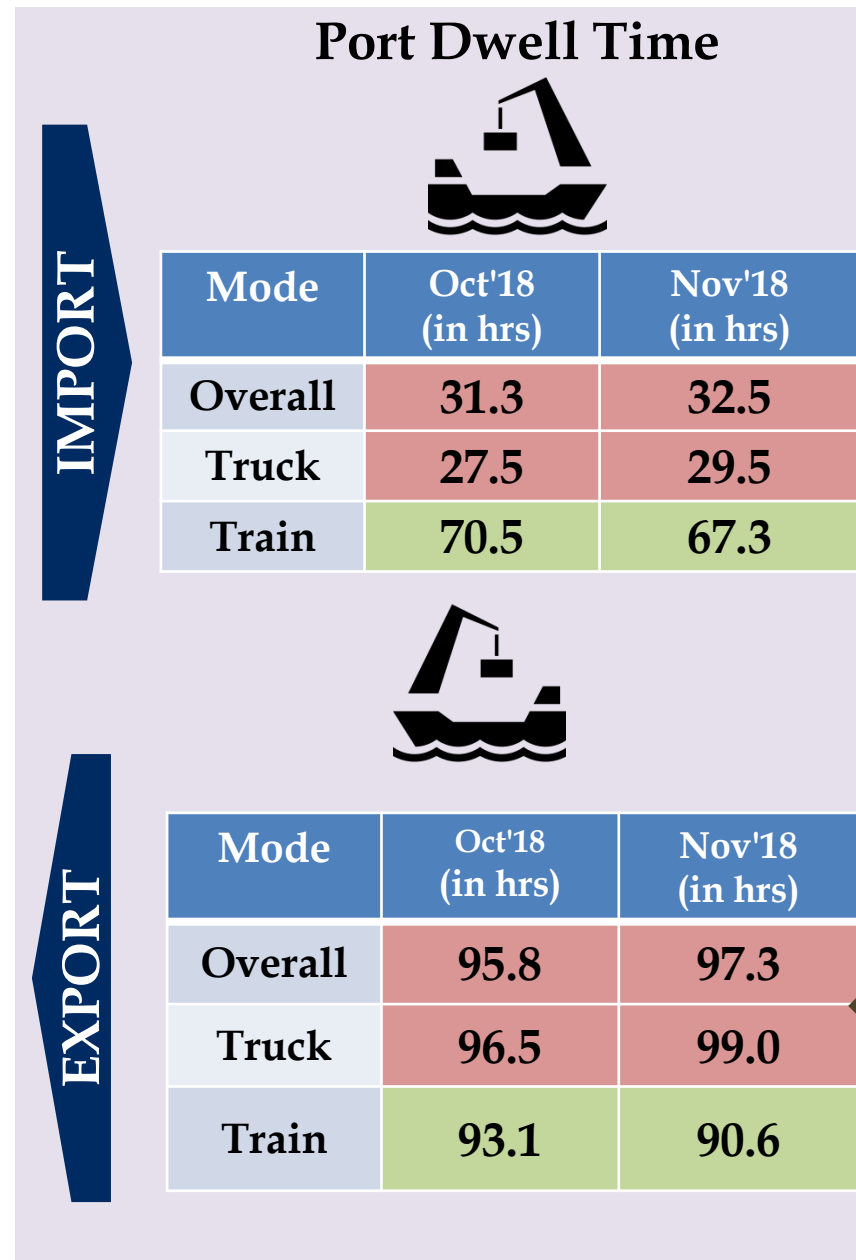
Container Transportation- JNPT Port Terminals


IMPORT CYCLE DWELL TIME (Nov'18 – in hrs)			Compared to Oct18
PORT DWELL TIME	Overall Dwell Time of Truck and Train Bound Containers	27.6	21% ↑
	Port Dwell Time for Truck Bound Containers	25.4	22% ↑
	Port Dwell time for Train Bound Containers	44.0	9% ↑
	Port Dwell time Direct Port Delivery (DPD) containers	46.0	7% ↑
	Port Dwell time Containers bound for CFS	23.4	24% ↑
	Port Dwell time Containers bound for ICD	27.7	15% ↑
TRANSIT TIME	Port to ICD	70.2	5% ↑
	Port to CFS	3.3	3% ↓


EXPORT CYCLE DWELL TIME (Nov'18- in hrs)			Compared to Oct18
PORT DWELL TIME	Overall Dwell Time of Truck and Train Bound Containers	73.2	8% ↓
	Port Dwell Time for Truck Bound Containers	70.8	7% ↓
	Port Dwell time for Train Bound Containers	104.2	9% ↓
	Port Dwell time Direct Port Entry (DPE) containers	69.4	18% ↑
	Port Dwell time Containers bound from CFS	68.5	7% ↓
	Port Dwell time Containers bound from ICD	100.0	10% ↓
TRANSIT TIME	ICD to Port	64.0	3% ↓
	CFS to Port	4.9	19% ↑

↑↓ The arrows depict increase/decrease in performance of the stakeholders in comparison to previous month

Container Lifecycle (Import Cycle)



 The marked entries showcase the increase in performance as compared to previous month

 The marked entries showcase the decrease in performance as compared to previous month

Container Lifecycle (Export Cycle)

IMPORT CYCLE DWELL TIME (November'18- in hrs)			Compared to Oct18
PORT DWELL TIME	Overall Dwell Time of Truck and Train Bound Containers	32.5	4% ↓
	Port Dwell Time for Train Bound Containers	67.3	5% ↑
	Port Dwell time for Truck Bound Containers	29.5	7% ↓
TRANSIT TIME	Port to ICD	108.5	4% ↓
	Port to CFS	1.5	12% ↑

EXPORT CYCLE DWELL TIME (November'18- in hrs)			Compared to Oct'18
PORT DWELL TIME	Overall Dwell Time of Truck and Train Bound Containers	97.3	2% ↓
	Port Dwell Time for Train Bound Containers	90.6	3% ↑
	Port Dwell time for Truck Bound Containers	99.0	3% ↓
TRANSIT TIME	ICD to Port	117.6	27% ↓
	CFS to Port	1.21	1% ↓

↑↓ The arrows depict increase/decrease in performance of the stakeholders in comparison to previous month




Performance Benchmarking - Port Terminals



Performance benchmarking for Port Terminals covered under LDB project for Nov'18


Top Performing Terminal

Gateway Terminals India (GTI)

Oct'18	Nov'18
50.6 hrs	45.0 hrs 

Low Performing Terminal

Adani CMA Mundra Terminal (ACMTTL)

Oct'18	Nov'18
72.6 hrs	71.8 hrs 

Note: The performance benchmarking is based on performance index


Performance Benchmarking - CFS



Performance benchmarking for CFS(s) covered under LDB project for Nov'18


Top Performing CFS

JWR CFS



Oct'18	Nov'18
56.73 hrs	56.65 hrs 

Low Performing CFS

Take Care Logistics CFS

Oct'18	Nov'18
115.0 hrs	126.8 hrs 

Note: The performance benchmarking is based on performance index

  The arrows depict increase/decrease in overall performance of the stakeholders as compared to previous month

Performance Benchmarking - ICD



Performance benchmarking for ICD(s) covered under LDB project for Nov'18



Top Performing ICD

Gateway Rail Freight ICD, Gurgaon

Low Performing ICD

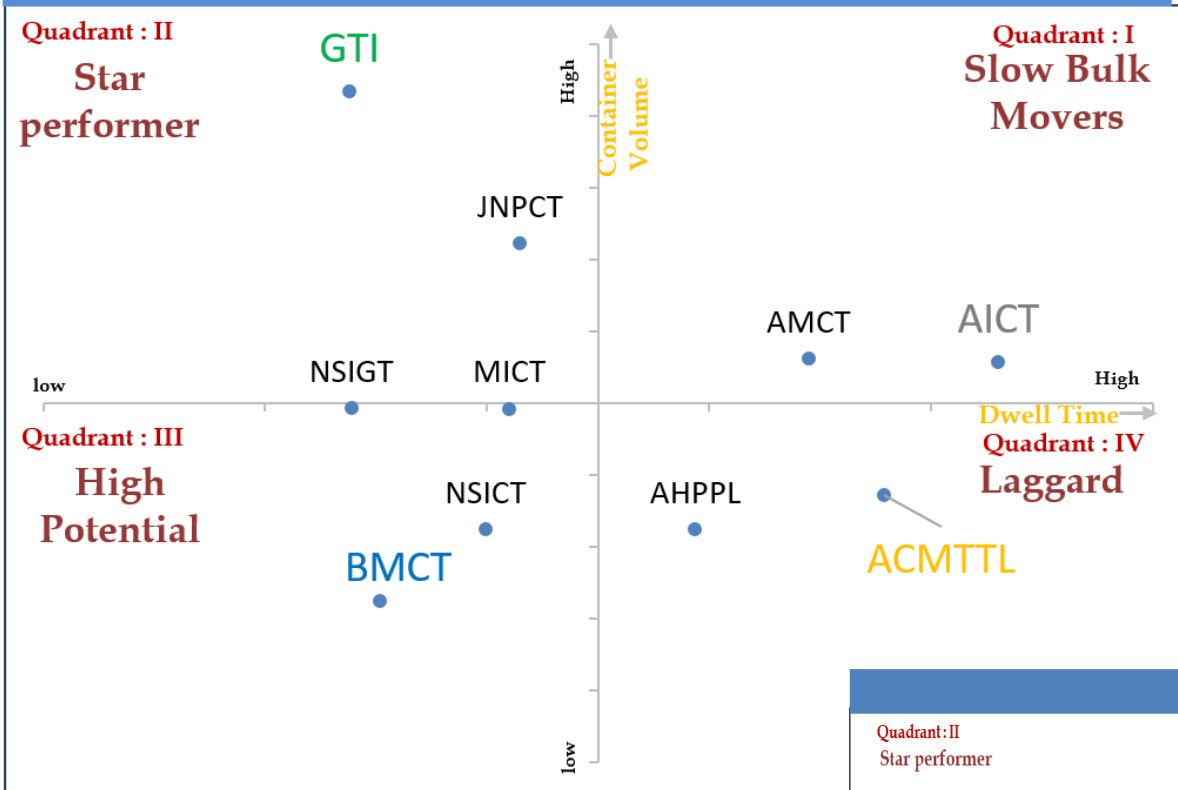
Adani Logistics Park ICD, Gurgaon

Note: The performance benchmarking is based on performance index

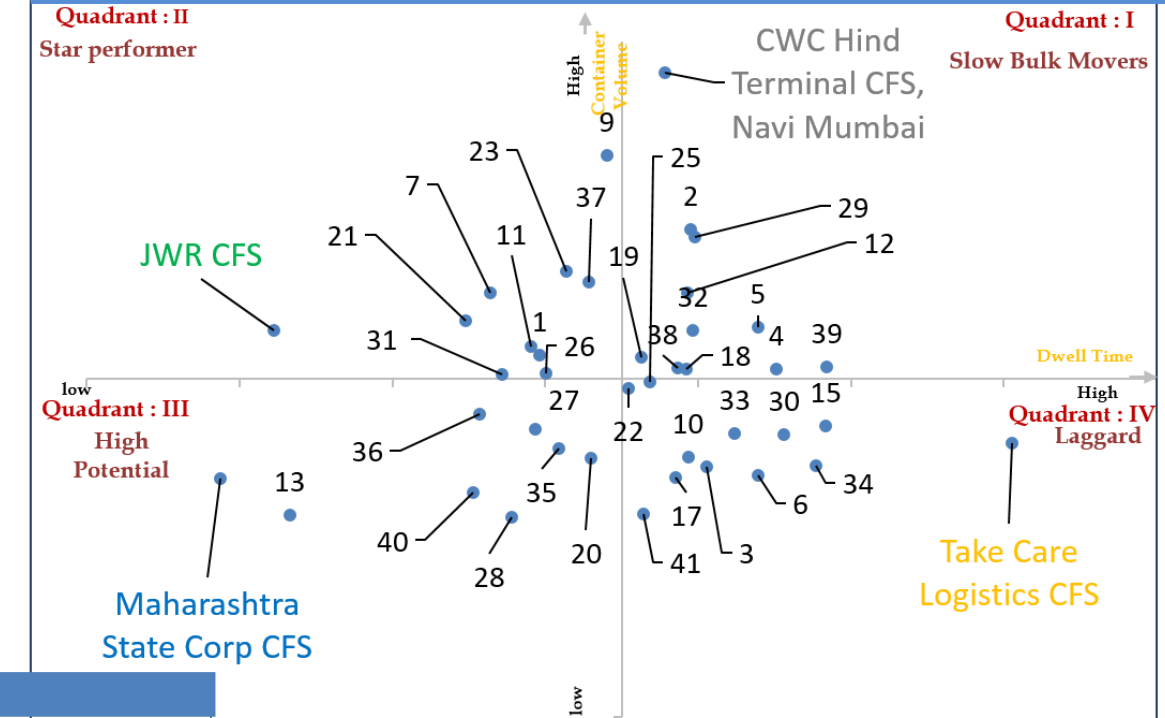
  The arrows depict increase/decrease in overall performance of the stakeholders as compared to previous month

Western Corridor- Port Performance Benchmarking & Performance Index

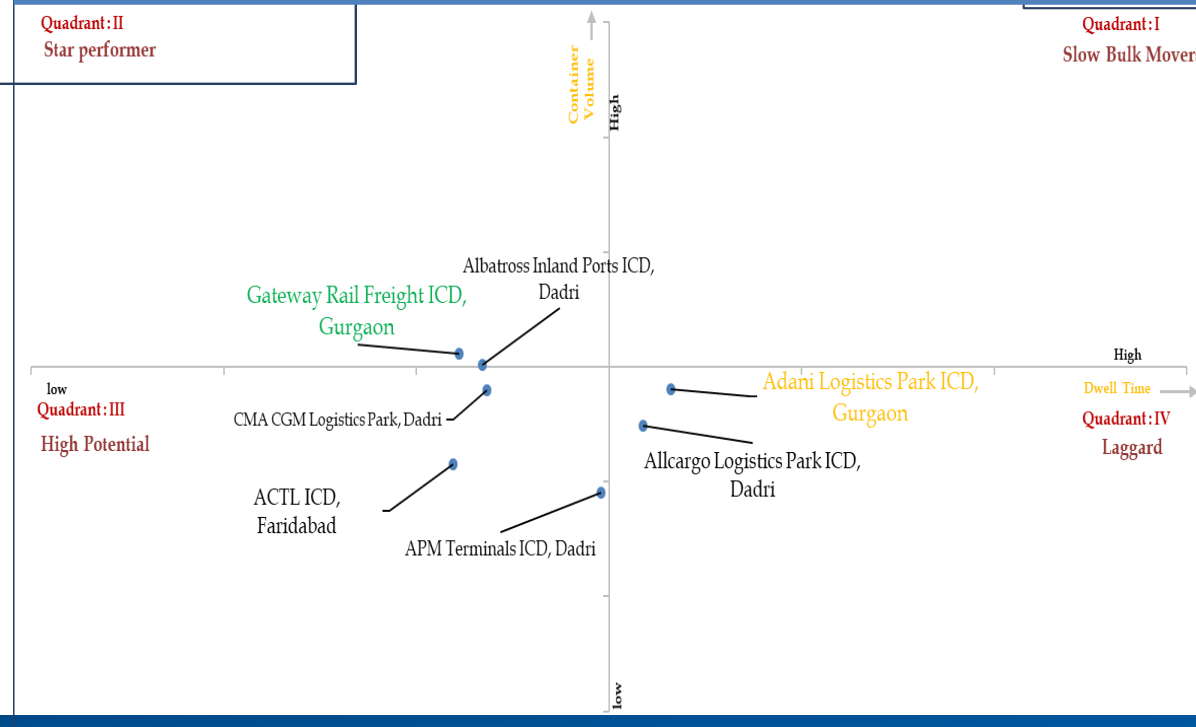
Port Terminal Performance Index : Nov'18



CFS Performance Index for Nov'18

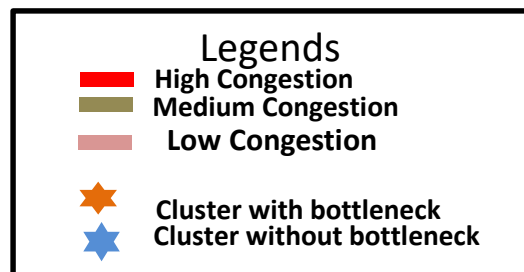
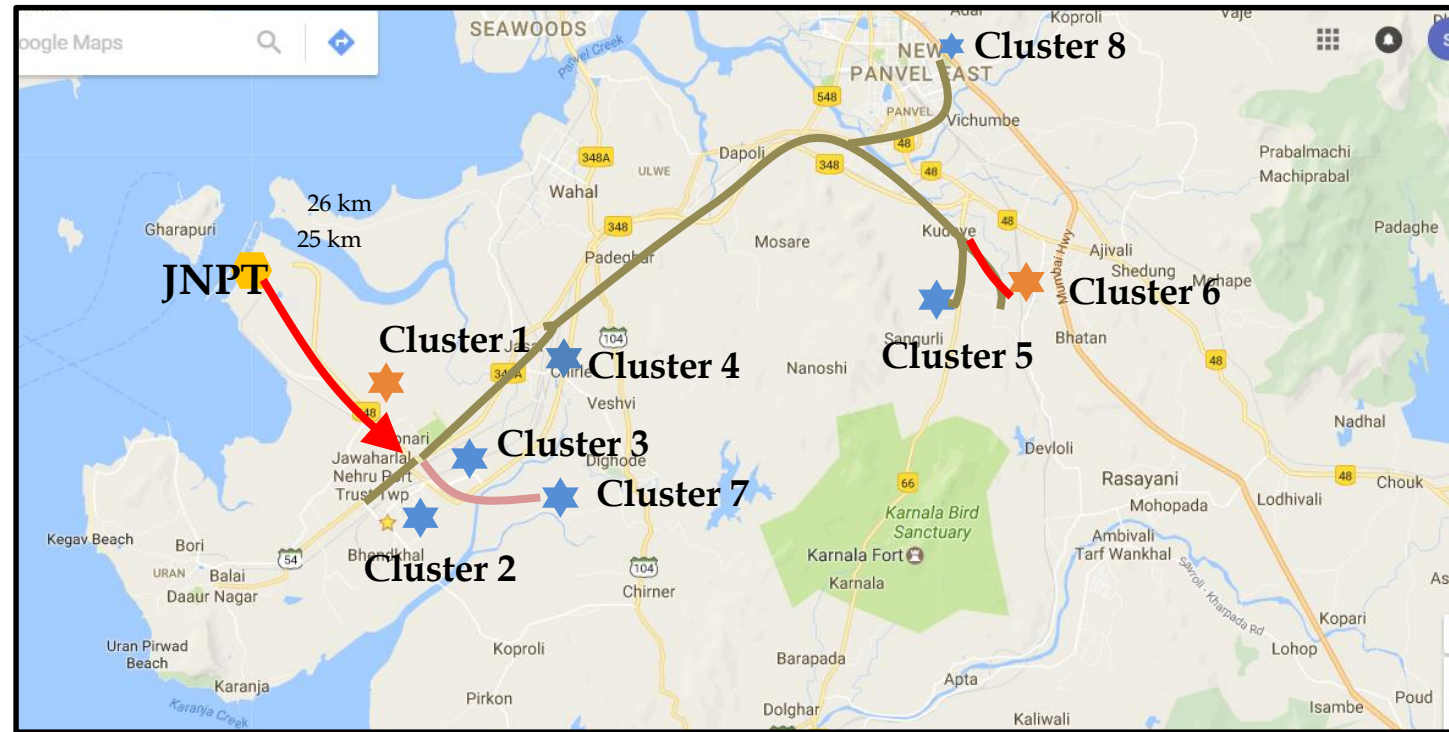


ICD Performance Index for Nov'18



Congestion Analysis

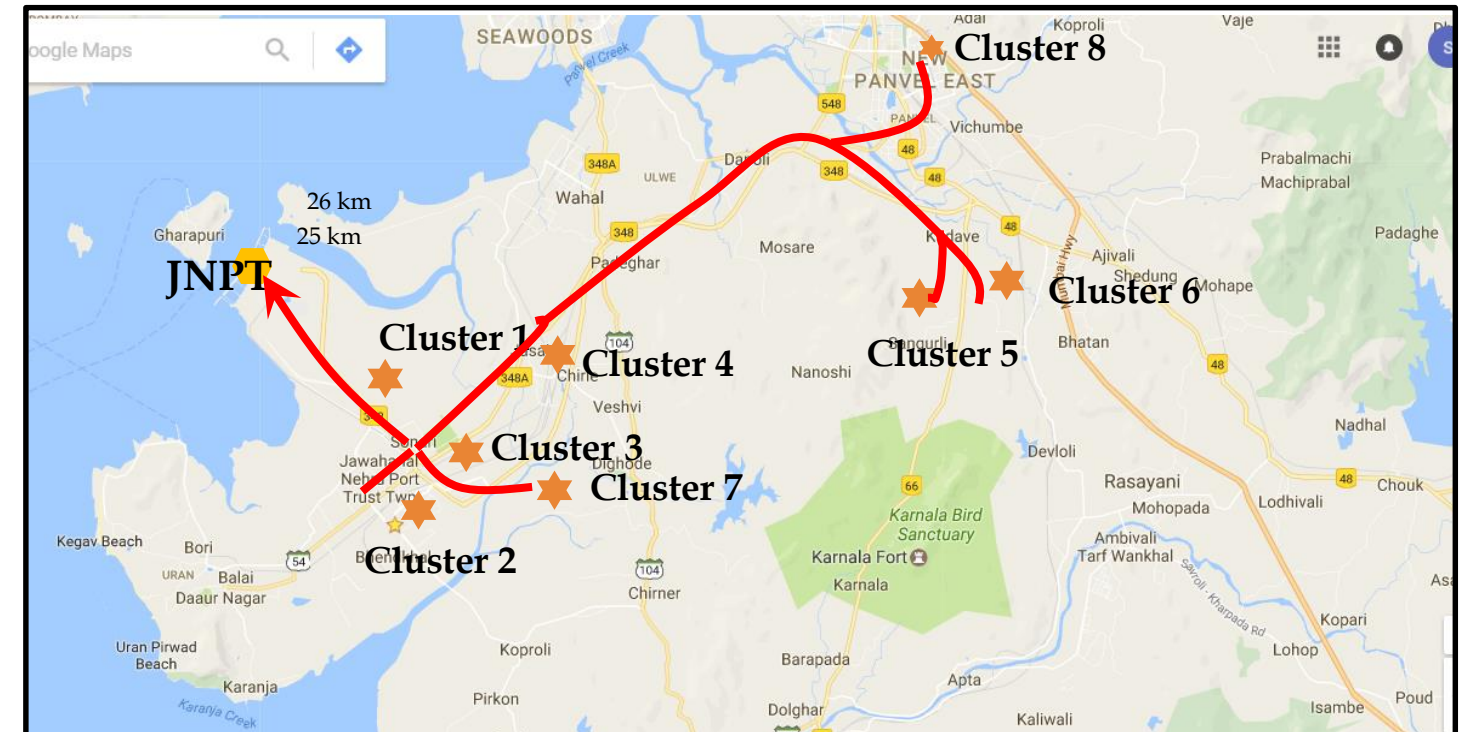
JNPT - Import - Nov'18



Clusters with bottleneck	
Cluster 1	JNPT Area
Cluster 6	Salva apta rd area, Bangalore highwa

Clusters without bottleneck	
Cluster 2	Bhendkhal area, Khopate road
Cluster 3	Sonari area, JNPT road
Cluster 4	Chirle area , JNPT road
Cluster 5	Plaspa area, Coachi kanyakumari Highway
Cluster 7	Patilpada area, Khopate JNPT road
Cluster 8	Taloja, Navi Mumbai

JNPT - Export - Nov'18



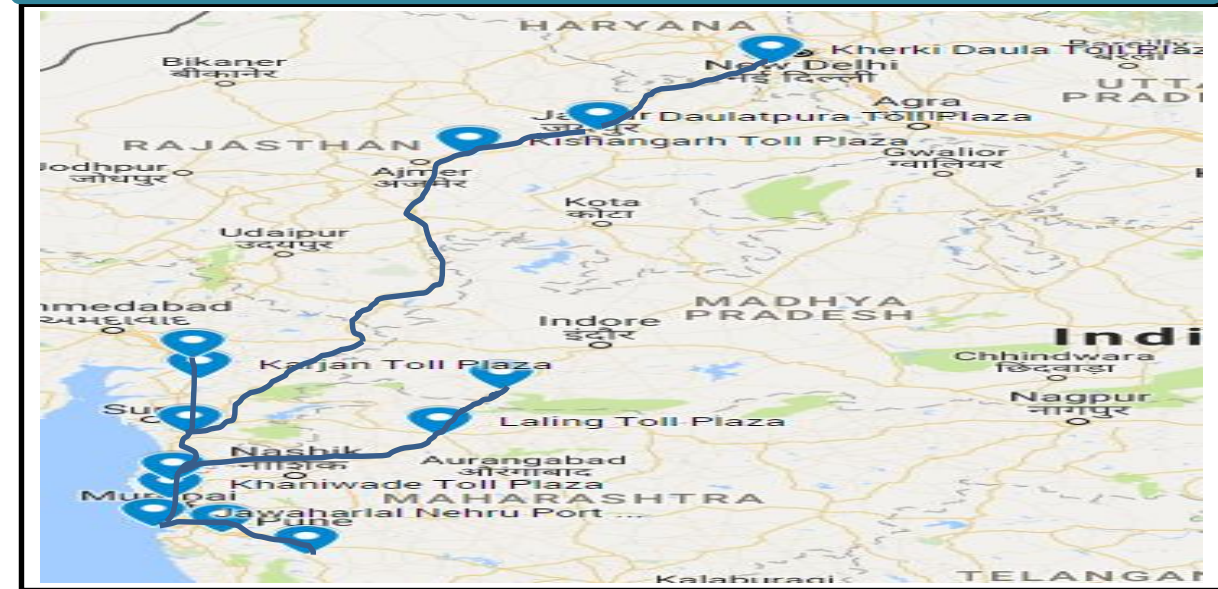
Cluster with bottleneck	
Cluster 1	JNPT Area
Cluster 2	Bhendkhal area, Khopate road
Cluster 3	Sonari area, JNPT road
Cluster 4	Chirle area , JNPT road
Cluster 5	Plaspa area, Coachi kanyakumari Highway
Cluster 6	Salva apta rd area, Bangalore highway
Cluster 7	Patilpada area, Khopate JNPT road
Cluster 8	Taloja, Navi Mumbai

Western Corridor Toll Plaza Analysis

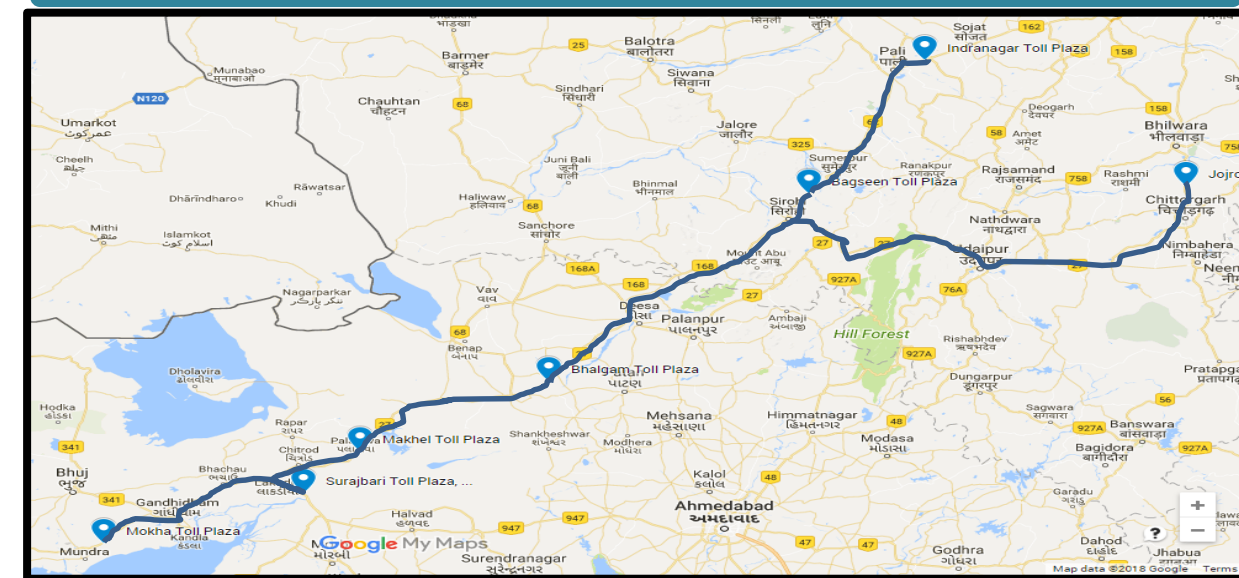
Avg. Travel Time & Speed between Toll Plazas (Nov'18)

	Source	Destination Toll Plaza	Inter Distance (Km)	Oct'18 Avg. Speed (Km/Hr.)	Nov'18 Avg. Speed (Km/Hr.)
JNPT	JNPT	Khaniwade	94	14.0	13.9
	JNPT	Khalapur	60	15.1	3.4
	Khaniwade	Charoti	50	36.6	38.2
	Charoti	Boriach	126	26.0	27.0
	Boriach	Bharthan	142	31.4	31.8
	Bharthan	Vasad	60	43.5	44.6
	Khalapur	Khedshivpur	105	27.2	28.6
	Daulatpura	Kherki	199	24.3	23.8
APSEZ	MICT	Mokha	28	22.6	22.7
	Mokha	Makhel	150	23.1	24.3
	Mokha	Surajbari	115	25.5	27.1
	Makhel	Bhalgam	108	38.4	39.1
	Bhalgam	Uthamam	209	29.2	30.0
	Uthamam	Indranagar	109	35.9	36.4

Toll Plaza - JNPT Port



Toll Plaza - APSEZ Port



Container Clearance Index

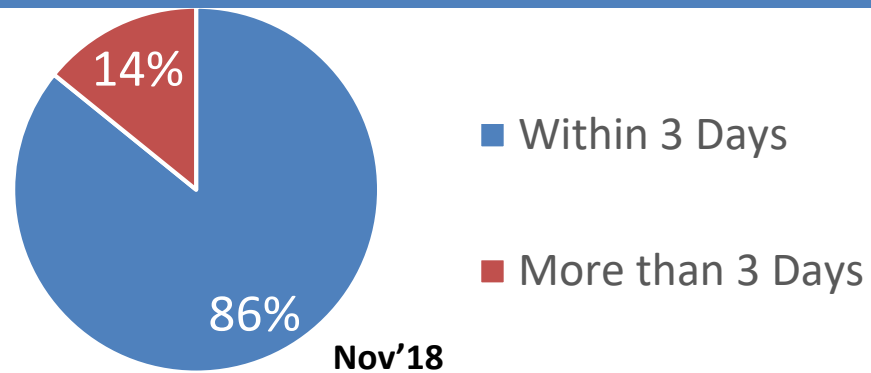
JNPT Region: Container Clearance Index

The below analysis depicts the time required to cleared the container at JNPT port terminals. This component showcase the standing of Port terminals with the vision of National Trade Federation.

Import Cycle

Container Clearance Index: Overall JNPT

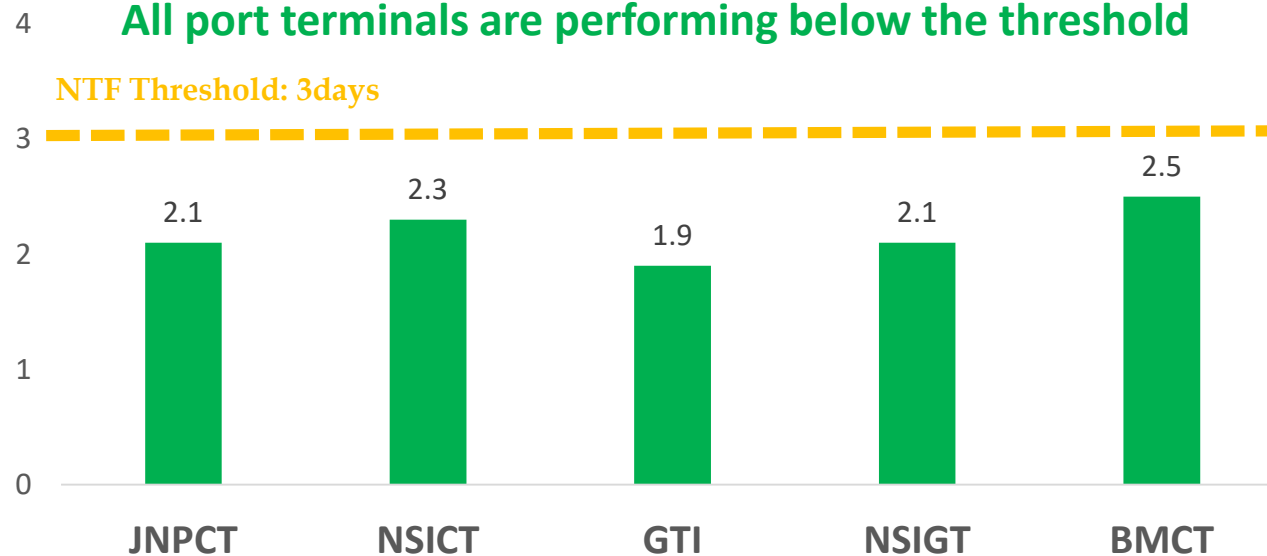
Import performance is in-line with the NTF vision of container clearance time



Container Clearance Index: Terminal wise

All port terminals are performing below the threshold

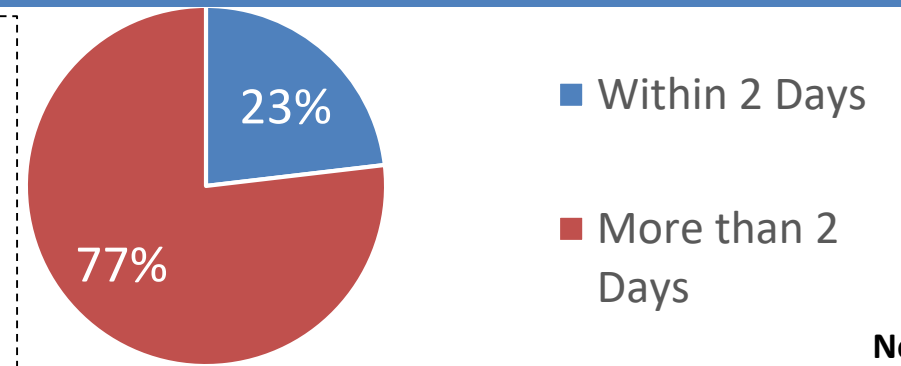
NTF Threshold: 3days



Export Cycle

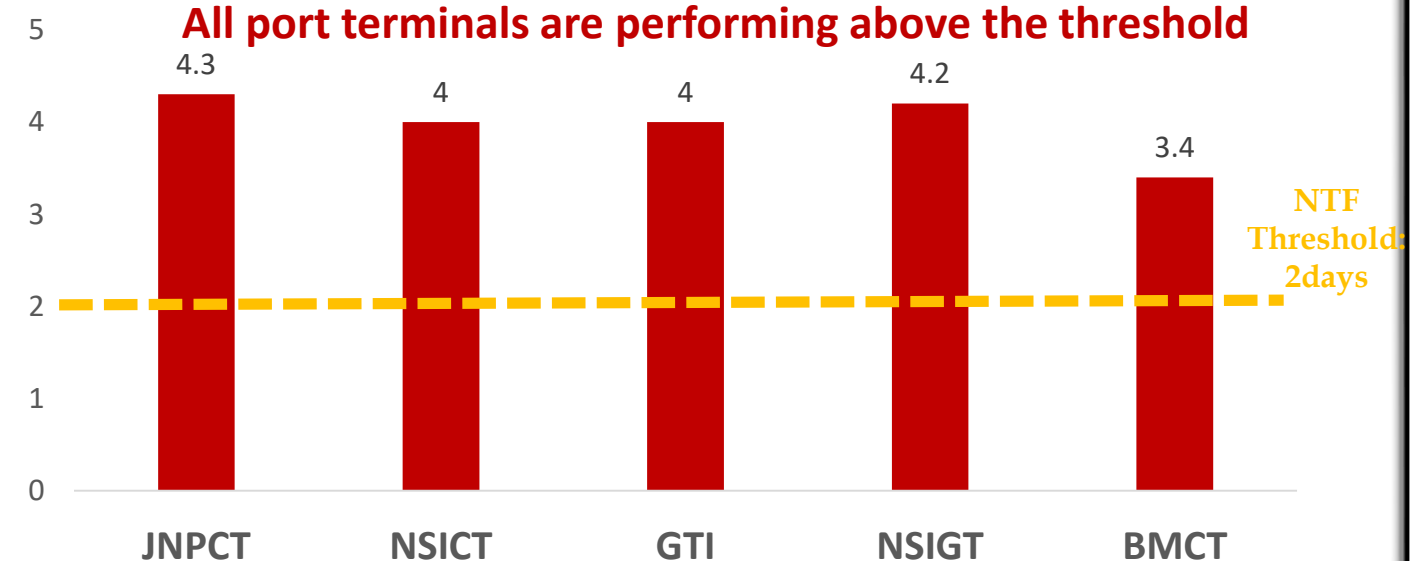
Container Clearance Index: Overall JNPT

Export performance require improvement as majority of containers are taking longer than 2 days



Container Clearance Index: Terminal wise

All port terminals are performing above the threshold



Note: For Container Clearance Index the objective statement is to analyse average clearance time of the majority containers, thus the initial 75% volume has been considered for the analysis and the later 25% volume is considered as anomaly to reflect real insight of the scenario

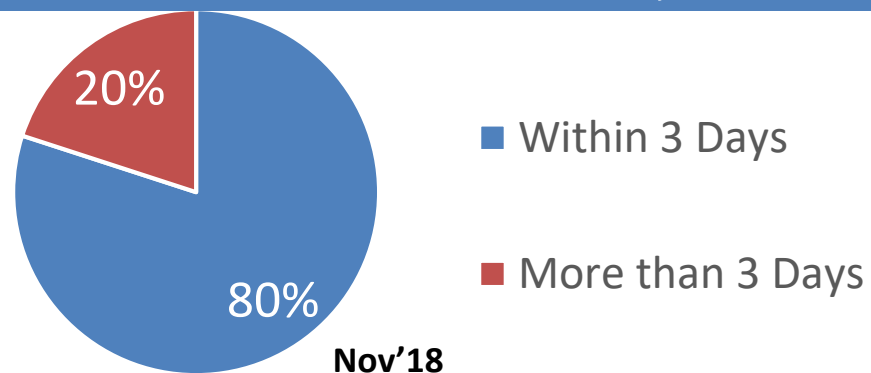
Gujarat Region: Container Clearance Index

The below analysis depicts the time required to cleared the container at Mundra & Hazira port terminals. This component showcase the standing of Port terminals with the vision of National Trade Federation.

Import Cycle

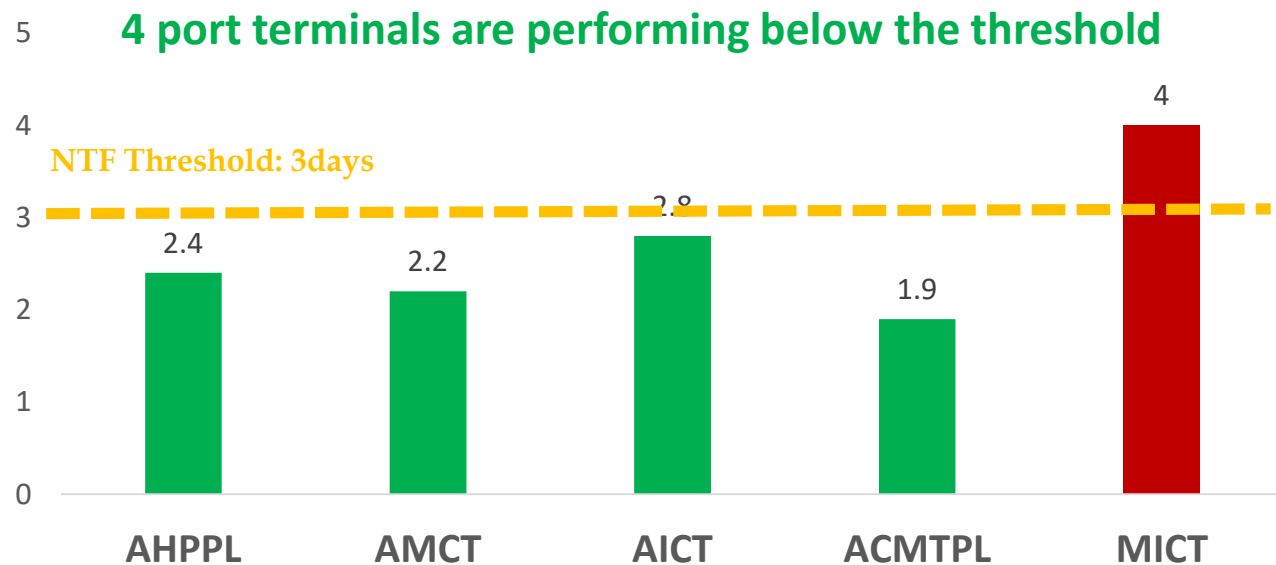
Container Clearance Index: Overall Gujarat

Import performance is in-line with the NTF vision of container clearance time



Container Clearance Index: Terminal wise

4 port terminals are performing below the threshold

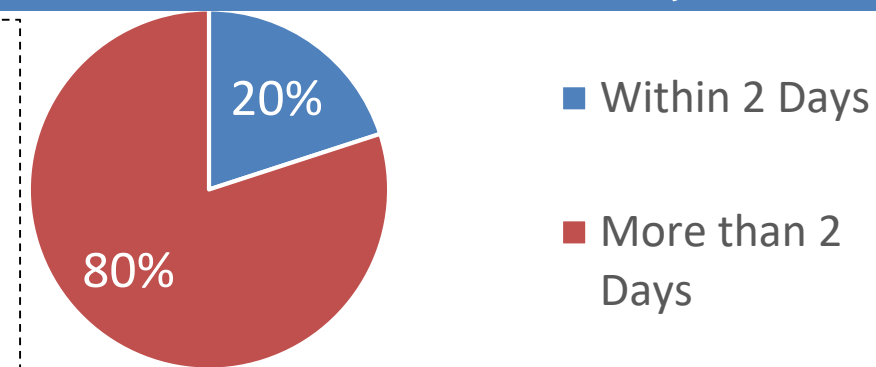


Nov'18

Export Cycle

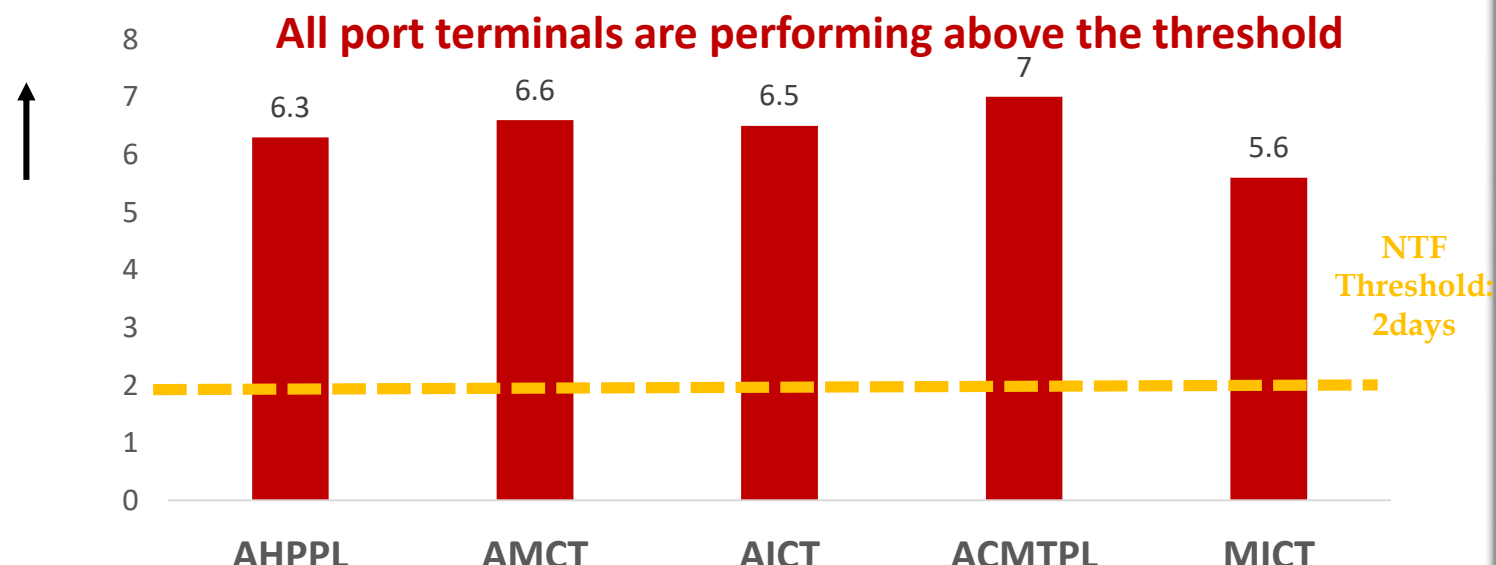
Container Clearance Index: Overall Gujarat

Export performance require improvement as majority of containers are taking longer than 2 days



Container Clearance Index: Terminal wise

All port terminals are performing above the threshold



Nov'18

Note: For Container Clearance Index the objective statement is to analyse average clearance time of the majority containers, thus the initial 75% volume has been considered for the analysis and the later 25% volume is considered as anomaly to reflect real insight of the scenario

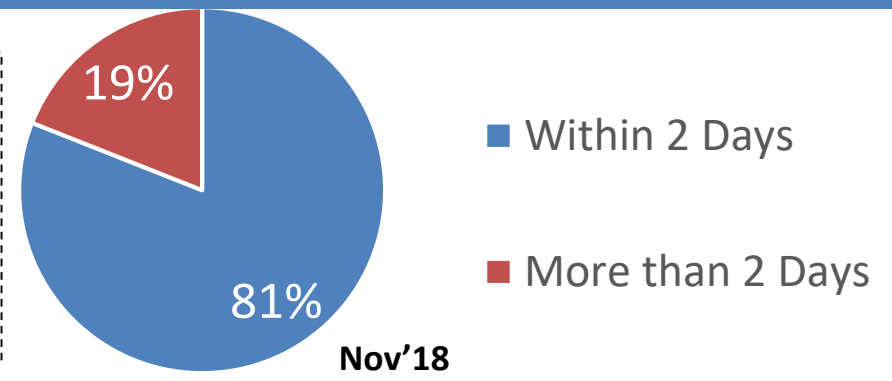
Inland Container Depots: Container Clearance Index

The below analysis depicts the time required to cleared the container at ICD in NCR region. This component showcase the standing of ICD with the vision of National Trade Federation.

Import Cycle

Container Clearance Index: Overall ICDs

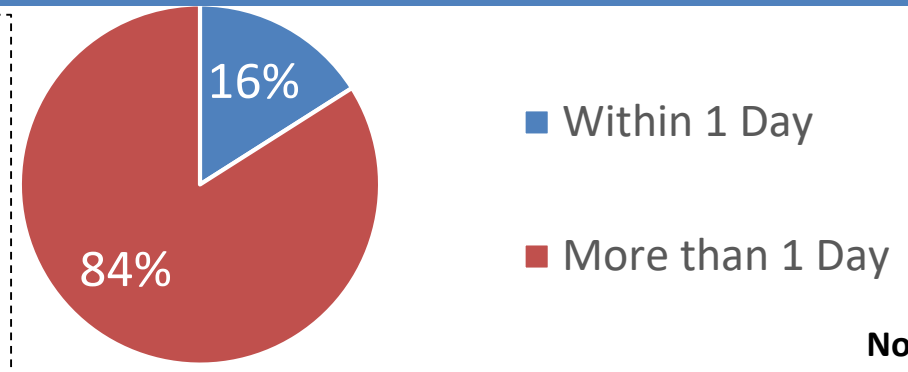
Import performance is in-line with the NTF vision of container clearance time



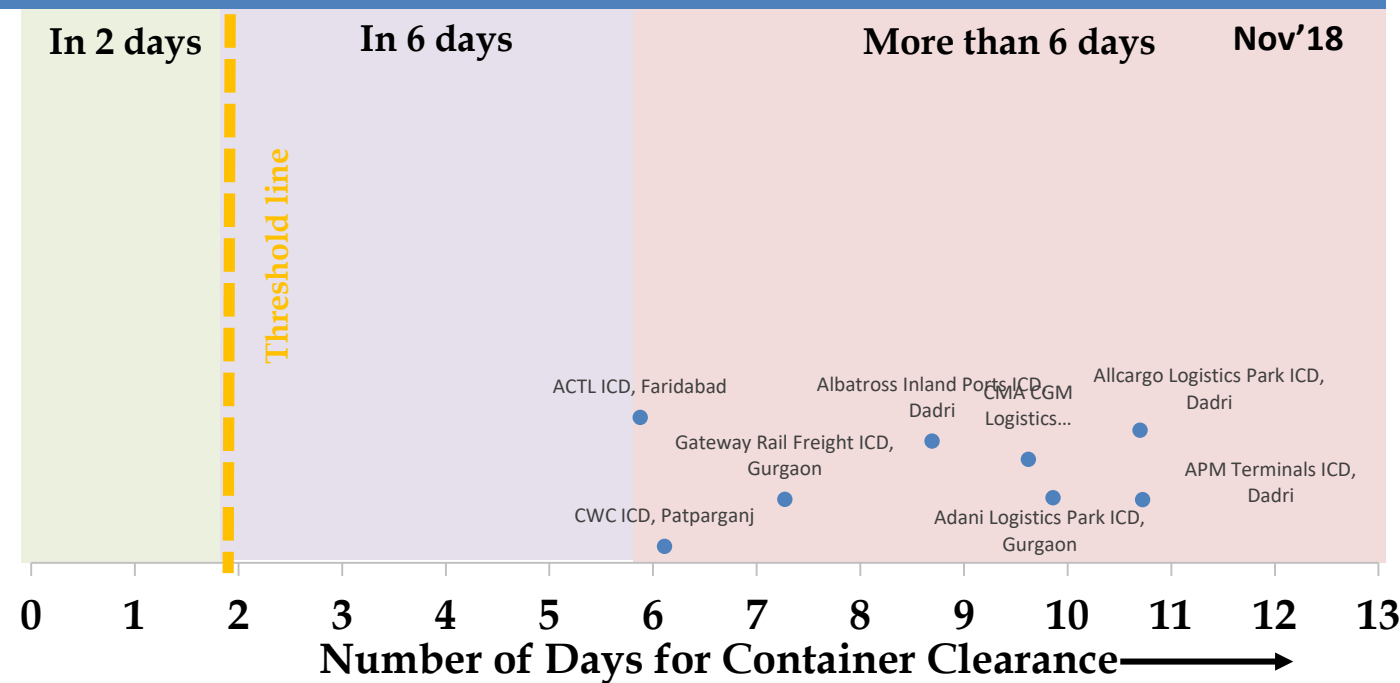
Export Cycle

Container Clearance Index: Overall ICDs

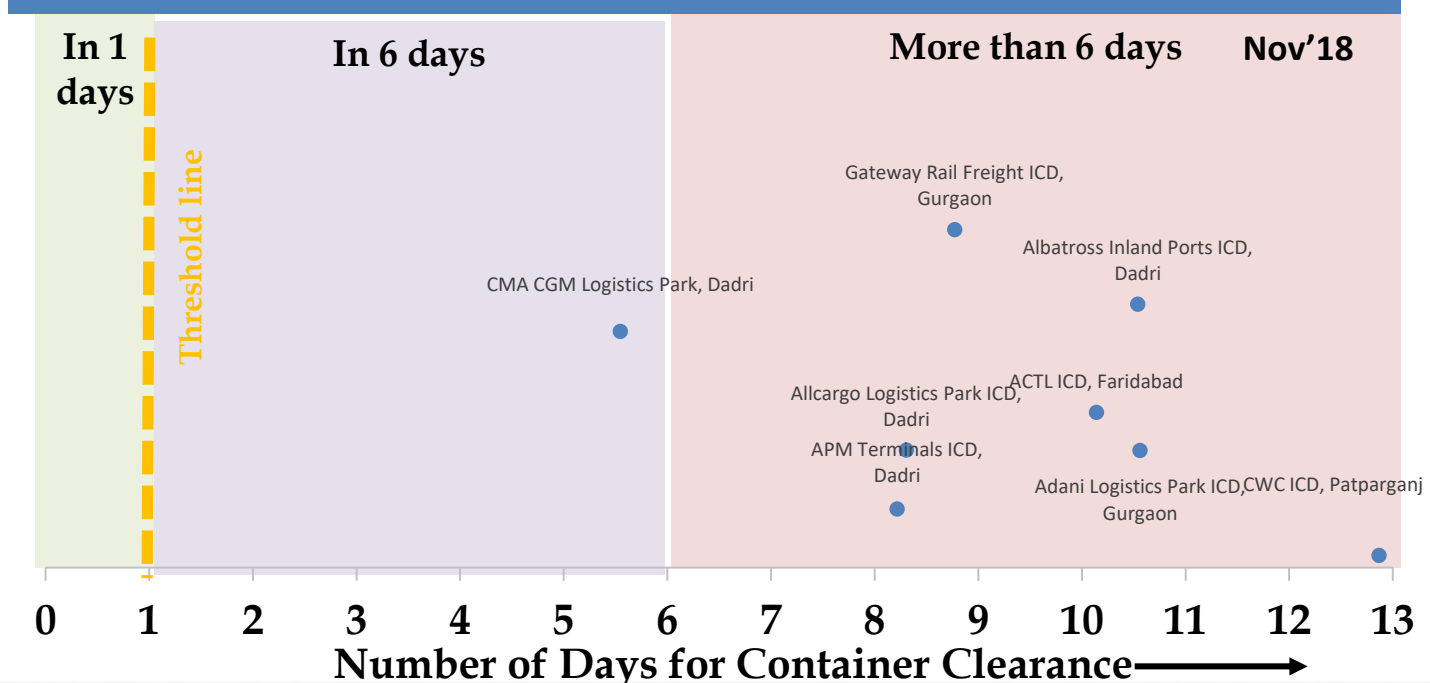
Export performance also require improvement as majority of containers are taking longer than 1 days



Container Clearance Index: Individual ICDs



Container Clearance Index: Individual ICDs



Note: For Container Clearance Index the objective statement is to analyse average clearance time of the majority containers, thus the initial 75% volume has been considered for the analysis and the later 25% volume is considered as anomaly to reflect real insight of the scenario

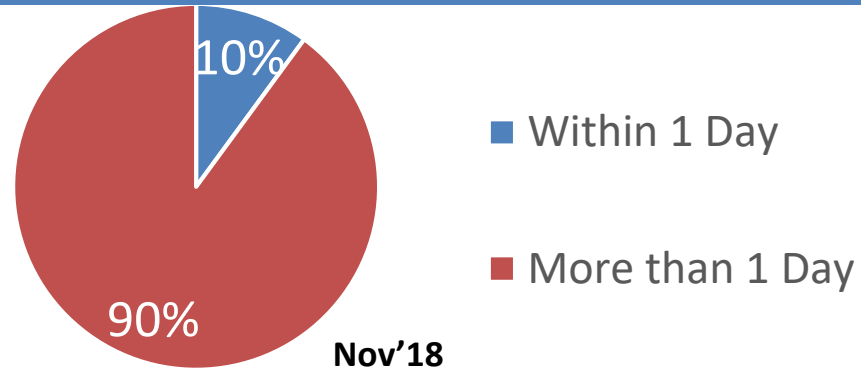
Container Freight Station: Container Clearance Index (1/2)

The below analysis depicts the time required to cleared the container at CFS in western corridor. This component showcase the standing of CFS with the vision of National Trade Federation.

Import Cycle

Container Clearance Index: Overall CFSs

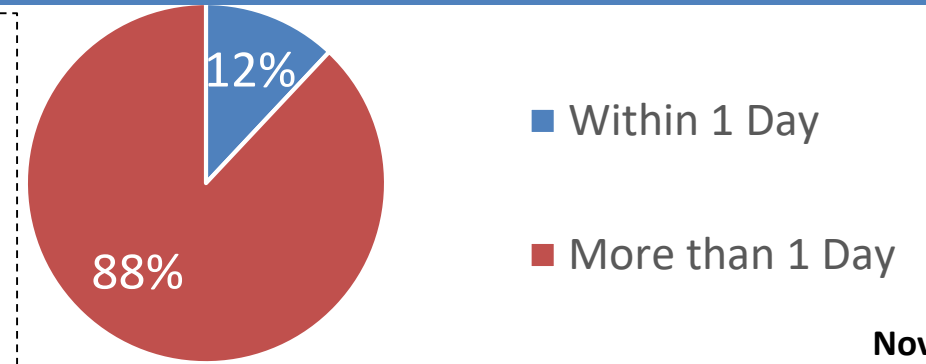
Import performance is in-line with the NTF vision of container clearance time



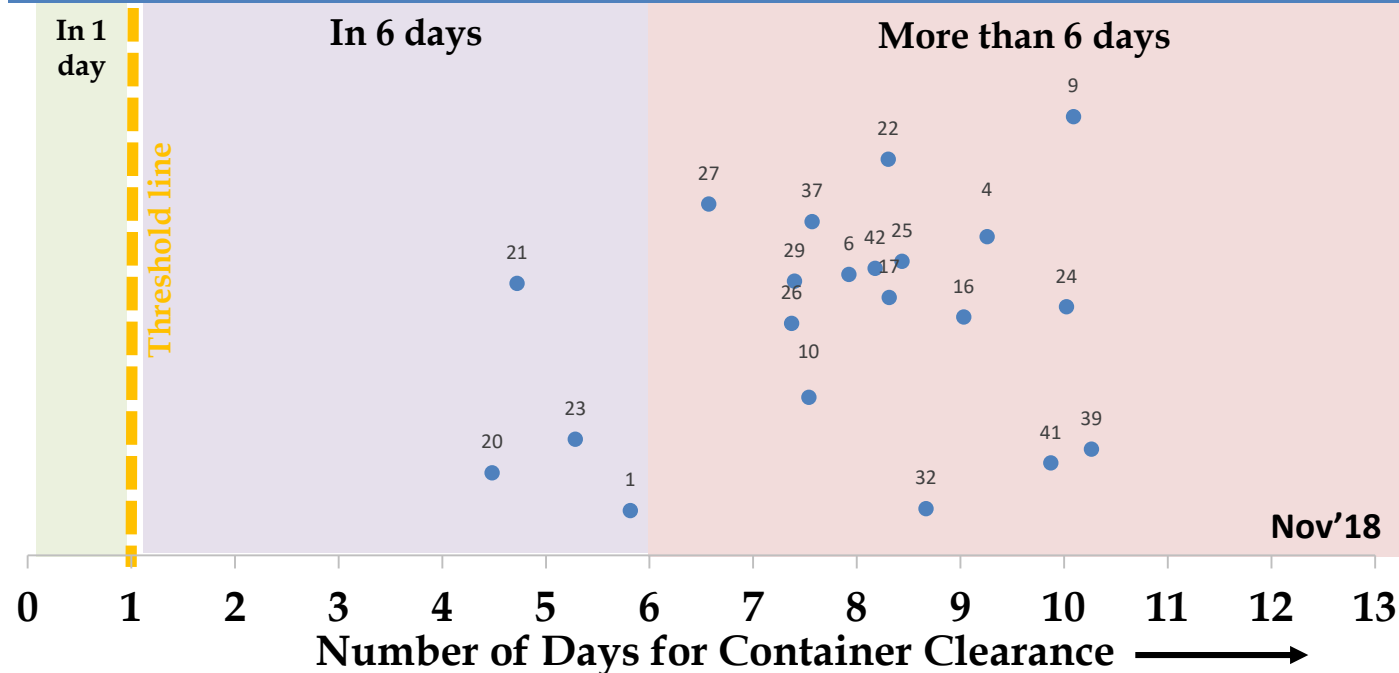
Export Cycle

Container Clearance Index: Overall CFSs

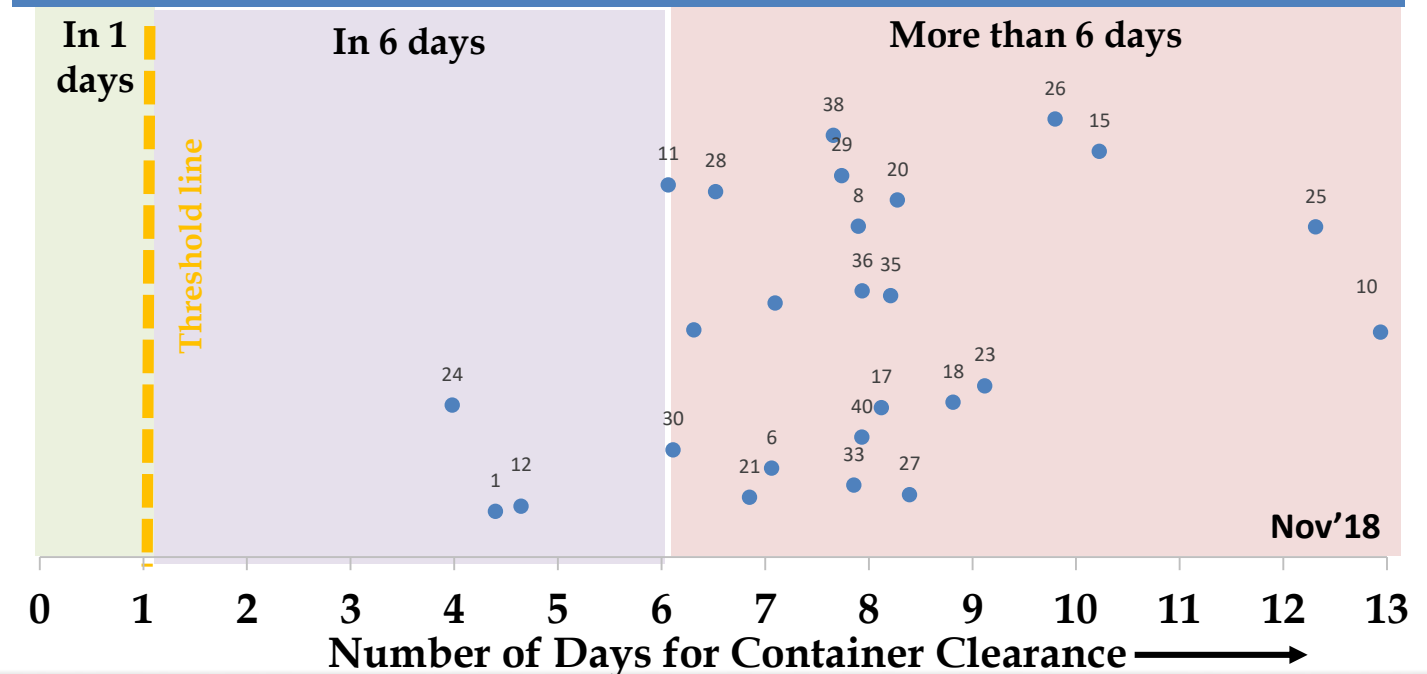
Export performance require improvement as majority of containers are taking longer than 1 days



Container Clearance Index: Individual CFSs



Container Clearance Index: Individual CFSs



Note: For Container Clearance Index the objective statement is to analyse average clearance time of the majority containers, thus the initial 75% volume has been considered for the analysis and the later 25% volume is considered as anomaly to reflect real insight of the scenario

Container Freight Station: Container Clearance Index (2/2)

S No	CFS Name
1	Adani CFS Eximyard, Mundra
2	Adani CFS, Hazira
3	All Cargo Logistics CFS, Navi Mumbai
4	AllCargo CFS, Mundra
5	Ameya Logistics CFS, Navi Mumbai
6	APM (Maersk India) CFS, Navi Mumbai
7	Apollo Logisolutions CFS, Panvel
8	Ashte Logistics CFS, Panvel
9	Ashutosh CFS, Mundra
10	Balmer & Lawrie CFS, Navi Mumbai
11	Continental Warehousing CFS, Navi Mumbai
12	CWC Dronagiri CFS, Navi Mumbai
13	CWC Hind Terminal CFS, Navi Mumbai
14	Gateway Distriparks CFS, Navi Mumbai
15	Hind Mundra Terminals CFS, Mundra
16	Hind Terminal CFS, Hazira
17	Honey Comb CFS, Mundra
18	Indev Logistics CFS, Panvel
19	International Cargo Terminal CFS
20	International Cargo Terminals (ULA) CFS, Navi Mumbai
21	JWC Logistics Park CFS

S No	CFS Name
22	JWR CFS
23	Maersk Annex (APM)CFS, Navi Mumbai
24	Maharashtra State Corp CFS
25	MICT CFS, Mundra
26	Mundhra CFS, Mundra
27	Navkar Corporation Yard 1 CFS, Panvel
28	Navkar Corporation Yard 2 CFS, Panvel
29	Navkar Corporation Yard 3 CFS, Panvel
30	Ocean Gate CFS, Panvel
31	Punjab Conware CFS, Navi Mumbai
32	Saurashtra CFS, Mundra
33	SBW Logistics CFS, Navi Mumbai
34	Seabird CFS, Hazira
35	Seabird CFS, Mundra
36	Seabird CFS, Navi Mumbai
37	Speedy Multimode CFS, JNPT
38	Take Care Logistics CFS
39	TG Terminals CFS
40	TG Terminals CFS, Mundra
41	Transindia Logistics Park, Navi Mumbai
42	Vaishno Logistics CFS, Navi Mumbai

* CFS(s) with low container volume for the respective month has not been included in the analysis`

Annexure

Annexure: CFS(s) Ranking based on Dwell Time



S No	Sep'18	Oct'18	Nov'18
1	Dronagiri Rail Terminal CFS, Navi Mumbai (49.9 hrs)	Dronagiri Rail Terminal CFS, Navi Mumbai (46 hrs)	Maharashtra State Corp CFS (51.5 hrs)
2	Adani CFS Eximyard, Mundra (52.2 hrs)	Maharashtra State Corp CFS (49 hrs)	JWR CFS (56.6 hrs)
3	Maharashtra State Corp CFS (56.7 hrs)	JWR CFS (56 hrs)	Punjab Conware CFS, Navi Mumbai (74.8 hrs)
4	JWR CFS (58.8 hrs)	MICT CFS, Mundra (67 hrs)	TG Terminals CFS, Mundra (75.5 hrs)
5	Ashutosh CFS, Mundra (59.2 hrs)	Punjab Conware CFS, Navi Mumbai (71 hrs)	Mundhra CFS, Mundra (76.1 hrs)
6	CWC Dronagiri CFS, Navi Mumbai (60.2 hrs)	Ashutosh CFS, Mundra (71 hrs)	Continental Warehousing CFS, Navi Mumbai (77.2 hrs)
7	Speedy Multimode CFS, JNPT (69.5 hrs)	Speedy Multimode CFS, JNPT (73 hrs)	Ashutosh CFS, Mundra (78.3 hrs)
8	Gateway Distriparks CFS, Navi Mumbai (71.6 hrs)	Adani CFS Eximyard, Mundra (75 hrs)	Adani CFS Eximyard, Mundra (79.2 hrs)
9	All Cargo Logistics CFS, Navi Mumbai (73.3 hrs)	Transindia Logistics Park, Navi Mumbai (78 hrs)	International Cargo Terminal CFS (81.1 hrs)
10	JWC Logistics Park CFS (73.7 hrs)	Vaishno Logistics CFS, Navi Mumbai (79 hrs)	Vaishno Logistics CFS, Navi Mumbai (81.4 hrs)
11	Vaishno Logistics CFS, Navi Mumbai (74.5 hrs)	Continental Warehousing CFS, Navi Mumbai (79 hrs)	All Cargo Logistics CFS, Navi Mumbai (81.9 hrs)
12	Punjab Conware CFS, Navi Mumbai (75.7 hrs)	Navkar Corporation Yard 3 CFS, Panvel (80 hrs)	Transindia Logistics Park, Navi Mumbai (82.5 hrs)
13	Continental Warehousing CFS, Navi Mumbai (77.4 hrs)	International Cargo Terminal CFS (82 hrs)	MICT CFS, Mundra (83.7 hrs)
14	Transindia Logistics Park, Navi Mumbai (80.7 hrs)	Gateway Distriparks CFS, Navi Mumbai (83 hrs)	Speedy Multimode CFS, JNPT (84.4 hrs)
15	International Cargo Terminal CFS (81.9 hrs)	Ocean Gate CFS, Panvel (83 hrs)	Saurashtra CFS, Mundra (86.5 hrs)
16	TG Terminals CFS, Mundra (82.2 hrs)	All Cargo Logistics CFS, Navi Mumbai (84 hrs)	Ocean Gate CFS, Panvel (86.7 hrs)
17	Seabird CFS, Navi Mumbai (82.4 hrs)	TG Terminals CFS, Mundra (86 hrs)	Gateway Distriparks CFS, Navi Mumbai (88.2 hrs)
18	Apollo Logisolutions CFS, Panvel (82.8 hrs)	International Cargo Terminals (ULA) CFS, Navi Mumbai (86 hrs)	Seabird CFS, Navi Mumbai (90.3 hrs)
19	Ameya Logistics CFS, Navi Mumbai (83.2 hrs)	Navkar Corporation Yard 2 CFS, Panvel (86 hrs)	Navkar Corporation Yard 3 CFS, Panvel (91.5 hrs)
20	International Cargo Terminals (ULA) CFS, Navi Mumbai (84.8 hrs)	CWC Hind Terminal CFS, Navi Mumbai (87 hrs)	Transworld CFS, Mundra (91.7 hrs)
21	Balmer & Lawrie CFS, Navi Mumbai (85.2 hrs)	Seabird CFS, Navi Mumbai (87 hrs)	TG Terminals CFS (92.4 hrs)
22	Indev Logistics CFS, Panvel (85.5 hrs)	Navkar Corporation Yard 1 CFS, Panvel (88 hrs)	CWC Hind Terminal CFS, Navi Mumbai (93.7 hrs)

S No	Sep'18	Oct'18	Nov'18
23	Navkar Corporation Yard 3 CFS, Panvel (86.3 hrs)	TG Terminals CFS (89 hrs)	Navkar Corporation Yard 1 CFS, Panvel (94.8 hrs)
24	TG Terminals CFS (86.3 hrs)	Transworld CFS, Mundra (90 hrs)	Seabird CFS, Hazira (95.0 hrs)
25	SBW Logistics CFS, Navi Mumbai (87.5 hrs)	Apollo Logisolutions CFS, Panvel (92 hrs)	Navkar Corporation Yard 2 CFS, Panvel (95.8 hrs)
26	CWC Hind Terminal CFS, Navi Mumbai (89.2 hrs)	Indev Logistics CFS, Panvel (93 hrs)	International Cargo Terminals (ULA) CFS, Navi Mumbai (95.9 hrs)
27	APM (Maersk India) CFS, Navi Mumbai (90.5 hrs)	Ameya Logistics CFS, Navi Mumbai (94 hrs)	Indev Logistics CFS, Panvel (96.0 hrs)
28	Navkar Corporation Yard 2 CFS, Panvel (90.8 hrs)	AllCargo CFS, Mundra (96 hrs)	Ameya Logistics CFS, Navi Mumbai (96.2 hrs)
29	Mundhra CFS, Mundra (91.0 hrs)	Saurashtra CFS, Mundra (97 hrs)	Hind Mundra Terminals CFS, Mundra (96.4 hrs)
30	Hind Terminal CFS, Hazira (91.1 hrs)	Ashte Logistics CFS, Panvel (101 hrs)	Adani CFS, Hazira (96.6 hrs)
31	Seabird CFS, Mundra (96.5 hrs)	Seabird CFS, Mundra (102 hrs)	APM (Maersk India) CFS, Navi Mumbai (97.7 hrs)
32	Ashte Logistics CFS, Panvel (96.6 hrs)	Mundhra CFS, Mundra (104 hrs)	Hind Terminal CFS, Hazira (100 hrs)
33	Hind Mundra Terminals CFS, Mundra (97.4 hrs)	Honey Comb CFS, Mundra (104 hrs)	Ashte Logistics CFS, Panvel (102 hrs)
34	Saurashtra CFS, Mundra (97.5 hrs)	Adani CFS, Hazira (104 hrs)	Balmer & Lawrie CFS, Navi Mumbai (102 hrs)
35	AllCargo CFS, Mundra (98.9 hrs)	Hind Mundra Terminals CFS, Mundra (105 hrs)	Apollo Logisolutions CFS, Panvel (104 hrs)
36	Navkar Corporation Yard 1 CFS, Panvel (100. hrs)	Maersk Annex (APM)CFS, Navi Mumbai (106 hrs)	AllCargo CFS, Mundra (105 hrs)
37	Honey Comb CFS, Mundra (101. hrs)	Take Care Logistics CFS (115 hrs)	Honey Comb CFS, Mundra (108 hrs)
38	Adani CFS, Hazira (101. hrs)	Seabird CFS, Hazira (115 hrs)	Seabird CFS, Mundra (109 hrs)
39	Ocean Gate CFS, Panvel (104. hrs)	Hind Terminal CFS, Hazira (116 hrs)	Maersk Annex (APM)CFS, Navi Mumbai (109 hrs)
40	Maersk Annex (APM)CFS, Navi Mumbai (105. hrs)	N/A	Take Care Logistics CFS (126 hrs)
41	Take Care Logistics CFS (106. hrs)	N/A	N/A
42	MICT CFS, Mundra (107. hrs)	N/A	N/A
43	Seabird CFS, Hazira (122. hrs)	N/A	N/A
44	Transworld CFS, Mundra (122. hrs)	N/A	N/A

* CFS(s) with low container volume for the respective month has not been included in the analysis

Annexure: CFS(s) Ranking based on Performance Index

S No	Sep'18	Oct'18	Nov'18
1	JWR CFS	JWR CFS	JWR CFS
2	All Cargo Logistics CFS, Navi Mumbai	Gateway Distriparks CFS, Navi Mumbai	Gateway Distriparks CFS, Navi Mumbai
3	Gateway Distriparks CFS, Navi Mumbai	Continental Warehousing CFS, Navi Mumbai	Continental Warehousing CFS, Navi Mumbai
4	Ameya Logistics CFS, Navi Mumbai	Punjab Conware CFS, Navi Mumbai	Punjab Conware CFS, Navi Mumbai
5	Punjab Conware CFS, Navi Mumbai	International Cargo Terminal CFS	Speedy Multimode CFS, JNPT
6	Continental Warehousing CFS, Navi Mumbai	Speedy Multimode CFS, JNPT	Saurashtra CFS, Mundra
7	International Cargo Terminals (ULA) CFS, Navi Mumbai	Ashutosh CFS, Mundra	Ashutosh CFS, Mundra
8	International Cargo Terminal CFS	All Cargo Logistics CFS, Navi Mumbai	International Cargo Terminal CFS
9	Seabird CFS, Navi Mumbai	Transindia Logistics Park, Navi Mumbai	All Cargo Logistics CFS, Navi Mumbai
10	Transindia Logistics Park, Navi Mumbai	Navkar Corporation Yard 3 CFS, Panvel	Transindia Logistics Park, Navi Mumbai
11	Apollo Logisolutions CFS, Panvel	Dronagiri Rail Terminal CFS, Navi Mumbai	Maharashtra State Corp CFS
12	Adani CFS Eximyard, Mundra	Maharashtra State Corp CFS	Adani CFS Eximyard, Mundra
13	Dronagiri Rail Terminal CFS, Navi Mumbai	Adani CFS Eximyard, Mundra	TG Terminals CFS, Mundra
14	Maharashtra State Corp CFS	MICT CFS, Mundra	Mundhra CFS, Mundra
15	CWC Dronagiri CFS, Navi Mumbai	Ocean Gate CFS, Panvel	Ocean Gate CFS, Panvel
16	Ashutosh CFS, Mundra	Vaishno Logistics CFS, Navi Mumbai	MICT CFS, Mundra
17	JWC Logistics Park CFS	Navkar Corporation Yard 2 CFS, Panvel	Vaishno Logistics CFS, Navi Mumbai
18	Speedy Multimode CFS, JNPT	Indev Logistics CFS, Panvel	Seabird CFS, Navi Mumbai
19	Vaishno Logistics CFS, Navi Mumbai	AllCargo CFS, Mundra	Navkar Corporation Yard 3 CFS, Panvel
20	TG Terminals CFS, Mundra	TG Terminals CFS, Mundra	Seabird CFS, Hazira
21	Balmer & Lawrie CFS, Navi Mumbai	Navkar Corporation Yard 1 CFS, Panvel	Navkar Corporation Yard 2 CFS, Panvel
22	Indev Logistics CFS, Panvel	Seabird CFS, Mundra	Hind Mundra Terminals CFS, Mundra

* CFS(s) with low container volume for the respective month has not been included in the analysis

S No	Sep'18	Oct'18	Nov'18
23	Navkar Corporation Yard 3 CFS, Panvel	Mundhra CFS, Mundra	International Cargo Terminals (ULA) CFS, Navi Mumbai
24	Ashte Logistics CFS, Panvel	Transworld CFS, Mundra	Apollo Logisolutions CFS, Panvel
25	Hind Mundra Terminals CFS, Mundra	Honey Comb CFS, Mundra	Ashte Logistics CFS, Panvel
26	Saurashtra CFS, Mundra	Hind Terminal CFS, Hazira	Seabird CFS, Mundra
27	Adani CFS, Hazira	Take Care Logistics CFS	Adani CFS, Hazira
28	Seabird CFS, Hazira	Seabird CFS, Navi Mumbai	Ameya Logistics CFS, Navi Mumbai
29	CWC Hind Terminal CFS, Navi Mumbai	Apollo Logisolutions CFS, Panvel	CWC Hind Terminal CFS, Navi Mumbai
30	APM (Maersk India) CFS, Navi Mumbai	TG Terminals CFS	TG Terminals CFS
31	Mundhra CFS, Mundra	Ashte Logistics CFS, Panvel	Indev Logistics CFS, Panvel
32	TG Terminals CFS	International Cargo Terminals (ULA) CFS, Navi Mumbai	Hind Terminal CFS, Hazira
33	Hind Terminal CFS, Hazira	Maersk Annex (APM)CFS, Navi Mumbai	APM (Maersk India) CFS, Navi Mumbai
34	Navkar Corporation Yard 2 CFS, Panvel	Saurashtra CFS, Mundra	Navkar Corporation Yard 1 CFS, Panvel
35	Seabird CFS, Mundra	Seabird CFS, Hazira	AllCargo CFS, Mundra
36	AllCargo CFS, Mundra	Ameya Logistics CFS, Navi Mumbai	Balmer & Lawrie CFS, Navi Mumbai
37	Honey Comb CFS, Mundra	Adani CFS, Hazira	Maersk Annex (APM)CFS, Navi Mumbai
38	Navkar Corporation Yard 1 CFS, Panvel	CWC Hind Terminal CFS, Navi Mumbai	Transworld CFS, Mundra
39	Maersk Annex (APM)CFS, Navi Mumbai	Hind Mundra Terminals CFS, Mundra	Honey Comb CFS, Mundra
40	MICT CFS, Mundra	N/A	Take Care Logistics CFS
41	SBW Logistics CFS, Navi Mumbai	N/A	N/A
42	Ocean Gate CFS, Panvel	N/A	N/A
43	Take Care Logistics CFS	N/A	N/A
44	Transworld CFS, Mundra	N/A	N/A

ICD Ranking based on Performance Index			
S No	Sep'18	Oct'18	Nov'18
1	Adani Logistics Park ICD, Gurgaon	Gateway Rail Freight ICD, Gurgaon	Gateway Rail ICD
2	ACTL ICD, Faridabad	Albatross Inland Ports ICD, Dadri	Albatross Inland Ports ICD, Dadri
3	CMA CGM Logistics Park, Dadri	CMA CGM Logistics Park, Dadri	ACTL ICD, Faridabad
4	Allcargo Logistics Park ICD, Dadri	Adani Logistics Park ICD, Gurgaon	APM Terminals ICD, Dadri
5	Gateway Rail Freight ICD, Gurgaon	ACTL ICD, Faridabad	CMA CGM Agencies ICD, Dadri
6	Albatross Inland Ports ICD, Dadri	Allcargo Logistics Park ICD, Dadri	Adani ICD
7	CWC ICD, Patparganj	CWC ICD, Patparganj	Allcargo Logistics Park ICD, Dadri

ICD Ranking based on Dwell Time			
S No	Sep'18	Oct'18	Nov'18
1	CMA CGM Logistics Park, Dadri	Gateway Rail Freight ICD, Gurgaon	ACTL ICD, Faridabad
2	ACTL ICD, Faridabad	ACTL ICD, Faridabad	Gateway Rail Freight ICD, Gurgaon
3	Adani Logistics Park ICD, Gurgaon	CMA CGM Logistics Park, Dadri	Albatross Inland Ports ICD, Dadri
4	Allcargo Logistics Park ICD, Dadri	Albatross Inland Ports ICD, Dadri	CMA CGM Logistics Park, Dadri
5	Gateway Rail Freight ICD, Gurgaon	Adani Logistics Park ICD, Gurgaon	APM Terminals ICD, Dadri
6	Albatross Inland Ports ICD, Dadri	CWC ICD, Patparganj	Allcargo Logistics Park ICD, Dadri
7	CWC ICD, Patparganj	Allcargo Logistics Park ICD, Dadri	Adani Logistics Park ICD, Gurgaon

* ICD(s) with low container volume for the respective month has not been included in the analysis



THANK YOU